


G3061 Instruction

1. Main interface

Double key short press to turn the heater on or off, double key long press to enter the "Settings Menu Options"



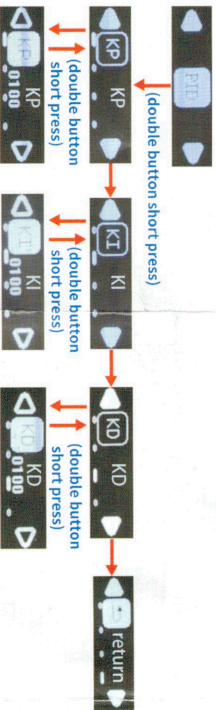
2. Set menu options

Left and right keys to select options (PID, temperature, mode, language, exit), double button short press to enter option settings, double key long press to return to the "main interface"



3. PID option

Press the left and right keys to select parameters (scale factor, integration coefficient, differential coefficient, return), double key long press or select "Return" after double button short press to exit to return to "Settings Menu Options", select "Scale Factor" or "Integration Factor" or "Differential Factor". Double key short press to confirm to enter the "parameter setting interface", press the left and right keys to adjust the parameter size, double button short press to save parameters to return to the previous step.



4. Temperature options

Press the left and right keys to select parameters (maximum temperature, minimum temperature, return), double key long press or select "Return" after double button short press to exit to return to "Settings Menu Options", select "Maximum temperature" or "Minimum temperature". Double key short press to confirm to enter the "parameter setting interface", press the left and right keys to adjust the parameter size, double button short press to save parameters to return to the previous step.



(double button short press)



5. Mode options

Press the left and right keys to select parameters (details, temperature curve, return) double button long press or select "Return" after double button short press it exit to return to "Settings Menu Options", select "Details" or "Temperature Curve" double button short press to confirm the parameter (the box turns white after confirmation)



6. Language options

Press the left and right keys to select parameters (Chinese Simplified, English, Return), double key long press or select "Return" after double button short press to exit to return to "Settings Menu Options", select "Chinese Simplified" or "English" double key short press to confirm the parameter (the box turns white after confirmation)




7. Exit options

Double button short press to exit and return to the "main interface"



G3061说明书


- 1、主界面
 双键长按打开或关闭加热器，双键长按进入“设置菜单选项”




- 2、设置菜单选项
 左右键选择选项 (PID、温度、模式、语言、退出)，双键短按进入选项设置，双键长按返回“主界面”



- 3、PID选项
 按左右键选择参数 (比例系数、积分系数、微分系数、返回)，双键长按或者选择“返回”后双键短按退出返回“设置菜单选项”，选择“比例系数”或“积分系数”或“微分系数”，双键短按确认进入“参数设置界面”，按左右键调节参数大小，双键短按保存参数返回上一步。



- 4、温度选项
 按左右键选择参数 (最高温度、最小温度、返回)，双键长按或者选择“返回”后双键短按退出返回“设置菜单选项”，选择“最高温度”或“最小温度”，双键短按确认进入“参数设置界面”，按左右键调节参数大小，双键短按保存参数返回上一步。



- 5、模式选项
 按左右键选择参数 (详细信息、温度曲线、返回)，双键长按或者选择“返回”后双键短按退出返回“设置菜单选项”，选择“详细信息”或“温度曲线”，双键短按确认参数(确认后方框变白)



- 6、语言选项
 按左右键选择参数 (简体中文、English、返回)，双键长按或者选择“返回”后双键短按退出返回“设置菜单选项”，选择“简体中文”或“English”，双键短按确认参数(确认后方框变白)



- 7、退出选项
 双键短按退出返回“主界面”

